



Foral Community of Navarra

Debt and Treasury operations

Data 31th March 2024

Index

01

Characteristics

02

Maturity profile

03

Average life and
average cost

04

Bonds, loans, credits and
treasury operations

05

Formalized debt
operations



Characteristics



2,634.9

Millions of euros of direct indebtedness, 100% denominated in euros and long-term maturity



94.3%

Almost all of the indebtedness is tied to fixed interest rates, reducing uncertainty in interest payments



63.6%

Loans are the main debt instrument in the portfolio. The Deuda de Navarra represents 36.4% of indebtedness




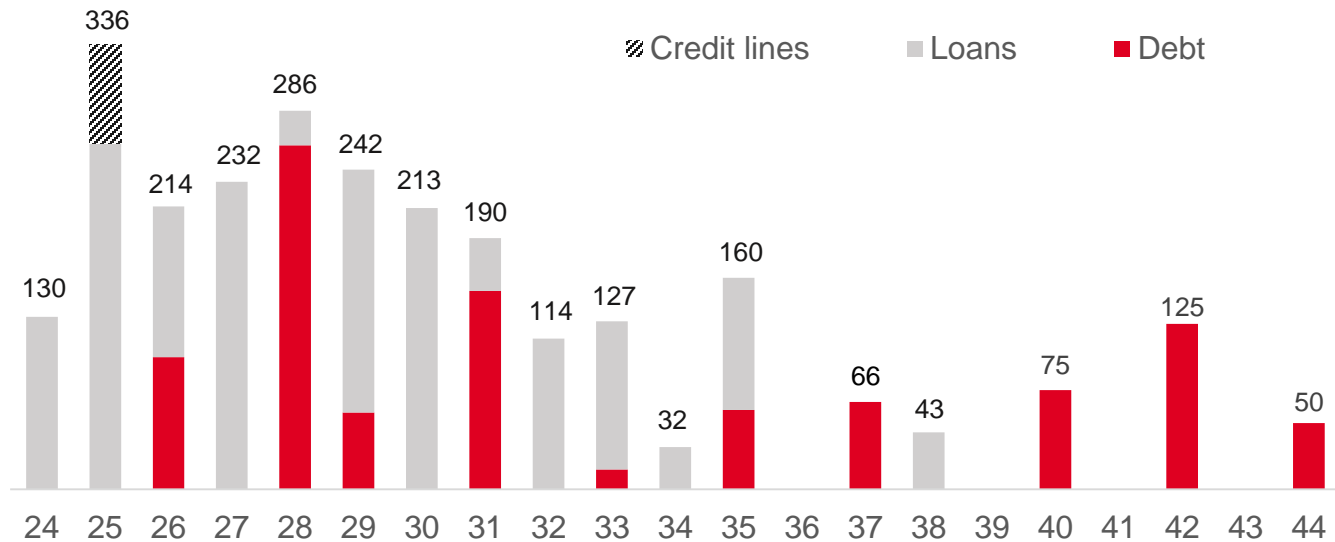
45.5%

of the portfolio will be refinanced over the next five years. Refinancing risk is limited

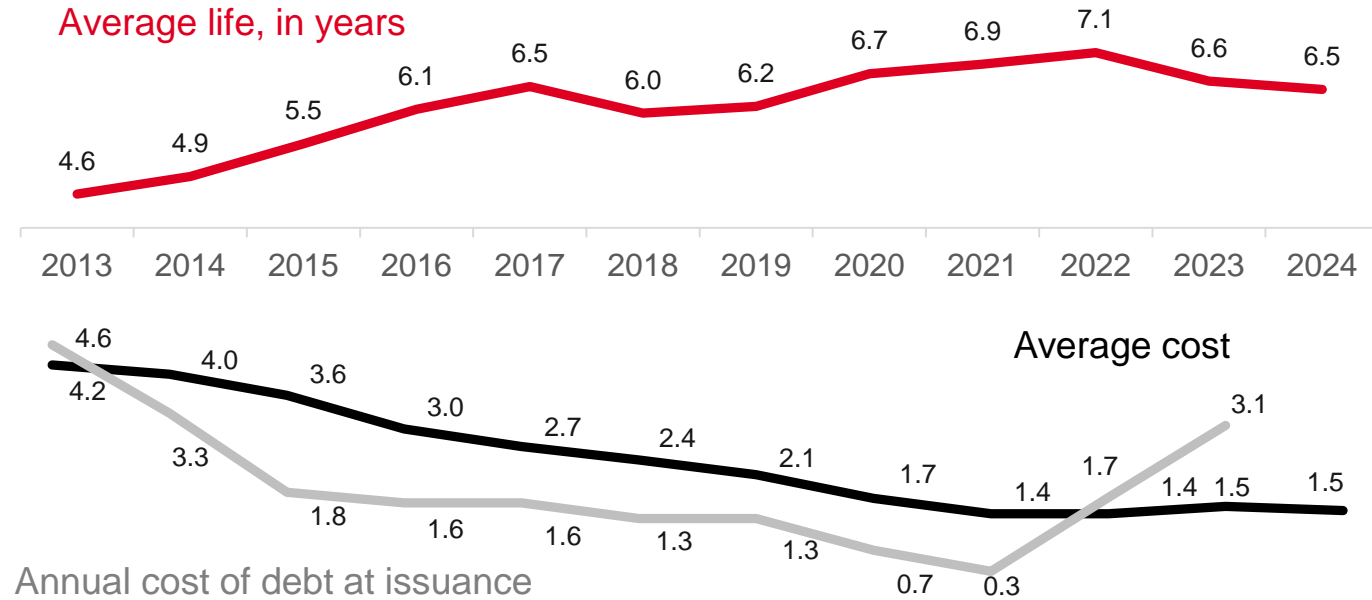


Maturity profile

Data in millions of euros

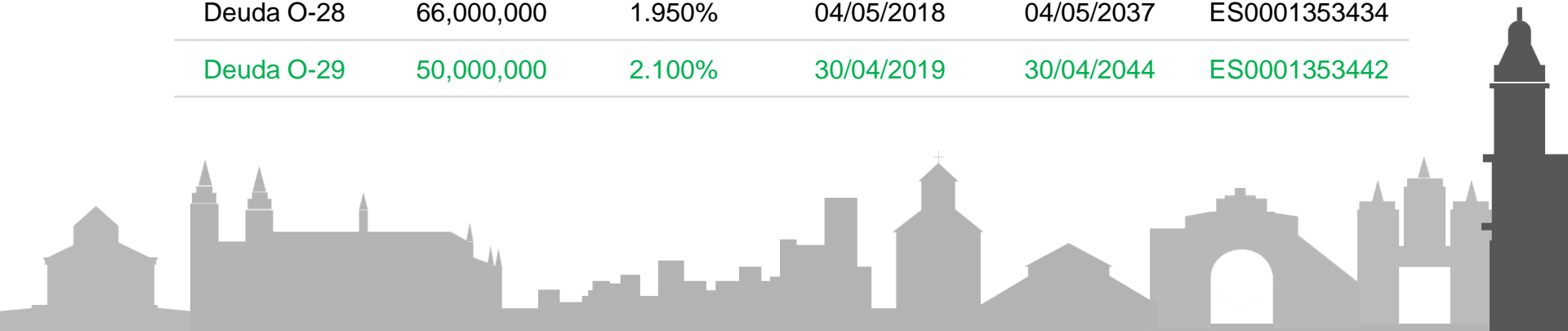


Average life and average cost



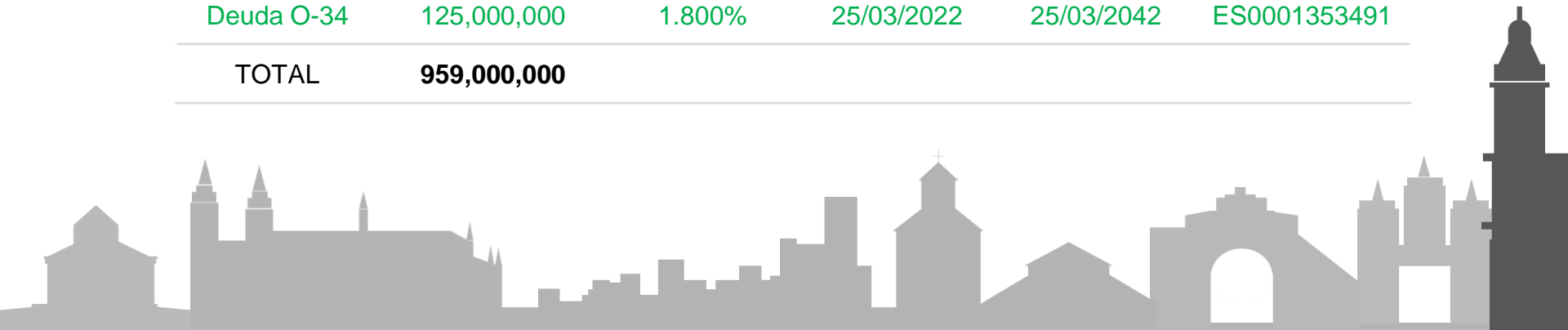
Bonds

	Amount (€)	Interest rate	Formalization date	Maturity date	ISIN
Deuda O-24	175,000,000	2.128%	19/02/2016	19/02/2028	ES0001353392
Deuda O-25	85,000,000	1.592%	21/11/2016	21/11/2028	ES0001353400
Deuda O-26	100,000,000	1.600%	03/03/2017	03/03/2026	ES0001353418
Deuda O-27	58,000,000	1.747%	29/05/2017	29/05/2029	ES0001353426
Deuda O-28	66,000,000	1.950%	04/05/2018	04/05/2037	ES0001353434
Deuda O-29	50,000,000	2.100%	30/04/2019	30/04/2044	ES0001353442



Bonds

	Amount (€)	Interest rate	Formalization date	Maturity date	ISIN
Deuda O-30	15,000,000	1.342%	29/05/2019	29/05/2033	ES0001353459
Deuda O-31	75,000,000	1.450%	08/05/2020	08/05/2040	ES0001353467
Deuda O-32	60,000,000	0.550%	22/10/2020	22/10/2035	ES0001353475
Deuda O-33	150,000,000	0.250%	31/03/2021	31/03/2031	ES0001353483
Deuda O-34	125,000,000	1.800%	25/03/2022	25/03/2042	ES0001353491
TOTAL	959,000,000				



Loans

	Amount (€)	Interest rate	Maturity date
Abanca 2016	100,000,000	0.482%	19/02/2026
BBVA 2017	170,000,000	1.270%	03/03/2029
Kutxabank 2017	25,000,000	1.080%	03/03/2025
Sabadell 2018	100,000,000	0.560%	04/05/2030
Kutxabank 2018	25,000,000	1.250%	04/05/2028
Bankinter 2018	9,000,000	0.673%	04/05/2030
Sabadell 2019	50,000,000	0.990%	31/05/2033
Unicaja 2019	40,000,000	0.908%	31/05/2033
Kutxabank 2019	25,000,000	1.050%	31/05/2031
Bankinter 2019	14,500,000	0.550%	31/05/2030

Loans

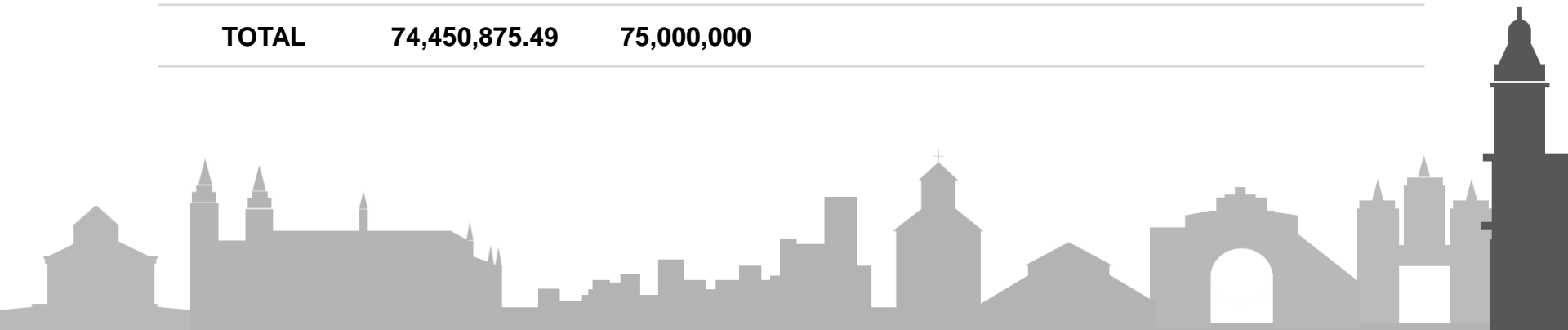
	Amount (€)	Interest rate	Maturity date
Sabadell dic 2019	15,000,000	0.550%	20/12/2031
Sabadell 2020	50,000,000	0.580%	04/05/2030
Liberbank 2020	43,000,000	1.066%	11/06/2038
Kutxabank 2020	25,000,000	0.340%	29/10/2032
Bankia 2020	64,000,000	0.250%	29/10/2034
Liberbank oct 2020	100,000,000	0.592%	29/10/2035
Santander 2020	64,000,000	0.422%	29/10/2032
Sabadell 2022	17,000,000	0.510%	01/04/2027
Bankinter 2022	15,000,000	1.626%	20/07/2027
Unicaja 2022	25,000,000	1.606%	28/07/2027

Loans

	Amount (€)	Interest rate	Maturity date
Laboral Kutxa 2022	100,000,000	EUR6M+0.1%	12/08/2027
Kutxabank 2022	25,000,000	EUR6M+0.1%	12/08/2027
Santander 2022	100,000,000	2.869%	28/11/2030
Sabadell 2023	33,000,000	3.058%	18/05/2027
Arquia 2023	17,000,000	3.087%	18/05/2027
TOTAL	1,251,500,000		
BEI 2009	90,000,000	2.595%	03/04/2024
BEI 2010	110,000,000	0.601%	04/06/2025
BEI 2010	100,000,000	1.272%	10/12/2025
BEI 2020	50,000,000	0.070%	30/10/2032
TOTAL	350,000,000		

Credit lines

	Drawn 31-03-2024	Amount €	Maturity date	Interest rate	Commision fee undrawn
Laboral Kutxa	24,769,390.47	25,000,000	29/03/2025	3.111%	0.080%
Arquia Bank	24,881,485.02	25,000,000	29/03/2025	2.791%	0.100%
Unicaja Banco	24,800,000.00	25,000,000	29/03/2025	EUR3M-0.1%	0.000%
TOTAL	74,450,875.49	75,000,000			



Formalized debt operations

2023	Formalization date	Maturity date	Average life	Spread	Interest rate	€ Millions
Sustainable loan	18/05/2023	18/05/2027	4	15 pb	3.058%	33
Sustainable loan	18/05/2023	18/05/2027	4	15 pb	3.087%	17
						50



Formalized debt operations

2022	Formalization date	Maturity date	Average life	Spread	Interest rate	€ Millions
Sustainable debt	25/03/2022	25/03/2042	20	9 pb	1.800%	125
Loan	01/04/2022	01/04/2027	5	-18.9 pb	0.510%	17
Loan	20/07/2022	20/07/2027	5	9 pb	1.626%	15
Loan	28/07/2022	28/07/2027	5	9 pb	1.606%	25
Loan	12/08/2022	12/08/2027	5	35 pb	EUR6M+0.1%	100
Loan	12/08/2022	12/08/2027	5	35 pb	EUR6M+0.1%	25
Loan	28/11/2022	28/11/2030	8	10 pb	2.869%	100
Credit line	29/12/2022	29/03/2025	2.25	40 pb	3.111%	25
Credit line	29/12/2022	29/03/2025	2.25	8 pb	2.791%	25
Credit line	29/12/2022	29/03/2025	2.25	36.7 pb	EUR3M-0.1%	25
						482

Formalized debt operations

2021	Formalization date	Maturity date	Average life	Spread	Interest rate	€ Millions
Debt	31/03/2021	31/03/2031	10	2.5 pb	0.250%	150

Formalized debt operations

2020	Formalization date	Maturity date	Average life	Spread	Interest rate	€ Millions
Sustainable debt	08/05/2020	08/05/2040	20	13.5 pb	1.450%	75
Loan	04/05/2020	04/05/2030	10	3 pb	1.100%	100
Loan	04/05/2020	04/05/2030	10	-17 pb	1.010%	50
Loan	11/06/2020	11/06/2038	18	10 pb	1.070%	43
Debt	22/10/2020	22/10/2035	15	8.5 pb	0.550%	60
Loan	29/10/2020	29/10/2032	12	5.6 pb	0.340%	25
Loan	29/10/2020	29/10/2034	10	6 pb	0.250%	82
Loan	29/10/2020	29/10/2035	15	13 pb	0.592%	100
Loan	29/10/2020	29/10/2032	12	17 pb	0.422%	64
Loan	30/10/2020	30/10/2032	9.75	-5.5 pb	0.070%	50
						649

Formalized debt operations

2019	Formalization date	Maturity date	Average life	Spread	Interest rate	€ Millions
Sustainable debt	30/04/2019	30/04/2044	25	14 pb	2.100%	50
Debt	29/05/2019	29/05/2033	14	6 pb	1.340%	15
Loan	31/05/2019	31/05/2033	14	-11 pb	1.180%	50
Loan	31/05/2019	31/05/2033	14	0 pb	1.290%	40
Loan	31/05/2019	31/05/2031	12	0 pb	1.050%	25
Loan	31/05/2019	31/05/2030	7.78	1 pb	0.550%	20
Loan	20/12/2019	20/12/2031	12	0 pb	0.550%	15
						215

Formalized debt operations

2018	Formalization date	Maturity date	Average life	Spread	Interest rate	€ Millions
Debt	04/05/2018	04/05/2037	19	6 pb	1.950%	66
Loan	04/05/2018	04/05/2030	9.25	-1 pb	1.185%	100
Loan	04/05/2018	04/05/2028	10	-5 pb	1.250%	25
Loan	04/05/2018	04/05/2030	6.52	0 pb	0.670%	15

206



Formalized debt operations

2017	Formalization date	Maturity date	Average life	Spread	Interest rate	€ Millions
Debt	03/03/2017	03/03/2026	9	4 pb	1.600%	100
Loan	03/03/2017	03/03/2029	10	3 pb	1.730%	200
Loan	03/03/2017	03/03/2030	7.25	-3.5 pb	E6M+0.81- 0.77%	100
Loan	03/03/2017	03/03/2025	8	-2 pb	1.390%	25
Loan	03/03/2017	03/03/2022	5	5 pb	0.600%	13
Debt	29/05/2017	29/05/2029	12	-3 pb	1.747%	58
						496

Gobierno
de Navarra  Nafarroako
Gobernua

